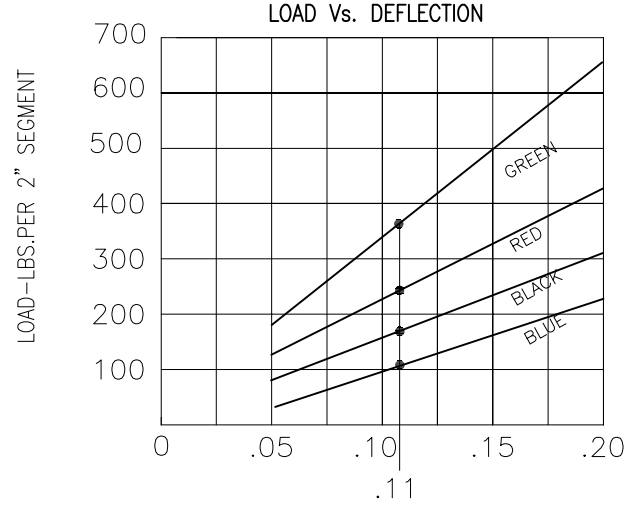
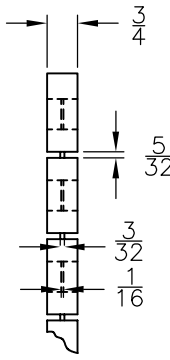
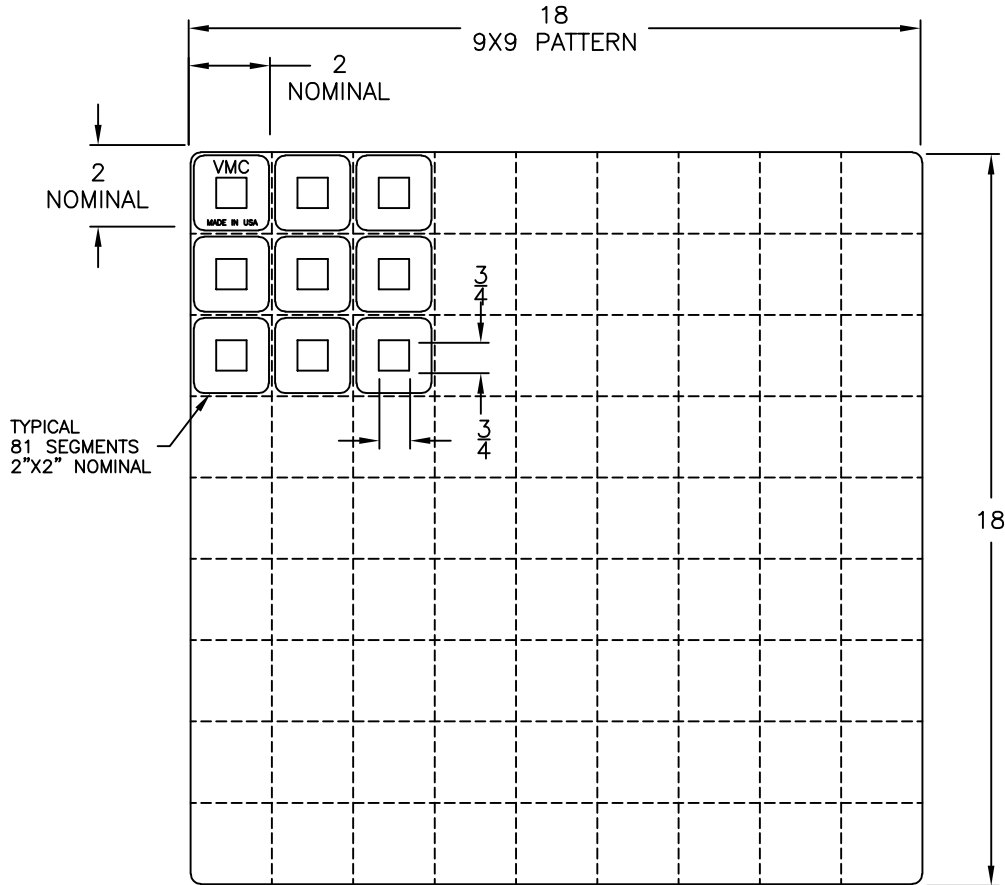


REV.	DESCRIPTION	DATE	BY



PART NUMBER	MODEL DESIGNATION	RATED COMPRESSIVE LOAD ON 2"X2" SEGMENT (LBS.)
119A-100270-00	MAXI-FLEX BLACK-WR	90
119A-100270-01	MAXI-FLEX BLUE-WR	120
119A-100270-02	MAXI-FLEX BROWN-WR	180
119A-100270-03	MAXI-FLEX RED-WR	240
119A-100270-04	MAXI-FLEX GREEN-WR	360
119A-100270-05	MAXI-FLEX GRAY-WR	580
119A-100270-06	MAXI-FLEX PURPLE-WR	800

- NOTE:
1. RATED LOAD PROVIDES 15% (0.11 INCH) DEFLECTION.
 2. FOR INCREASED DEFLECTION, MAXI-FLEX CAN BE STACKED WITH 16 GAUGE SHIMS SEPARATING THE LAYERS.

- NOTES:
1. ALL DIMENSIONS ARE IN INCHES .INTERPRET PER ANSI Y14
 2. ALL DIMENSIONS ARE NOMINAL AND FOR REFERENCE ONLY.
 3. MOLDED ELASTOMER PAD, SECTIONABLE BY CUSTOMER, RESISTANT TO MODERATE OUTDOOR ENVIRONMENTS, CONSULT VMC FOR APPLICABILITY.
 4. ADDITIONAL ELASTOMER TYPES & CAPACITIES AVAILABLE, CONTACT THE VMC GROUP FOR APPLICABILITY.

OTHER MATERIALS, COMPOUNDS, OR FINISHES WITH EQUAL OR SUPERIOR PROPERTIES MAY BE SUBSTITUTED AS THEY BECOME AVAILABLE.



CERTIFIED FOR:

JOB NAME: _____

CUSTOMER : _____

CUSTOMER P.O.: _____

SALES ORDER: _____

**MODEL MAXI-FLEX 90-800 LBS.
DURULENE 2 SQUARE INCH
ELASTOMERIC PAD**



SCALE:	NONE	
SHEET:	1 OF 1	
DRAWING NO.:		REVISION